


ANATOMY OF THE ANALYTICAL REPORT

**for the
Mariana Islands Water Operator
Association Members**


April 13, 2016

www.eatonanalytical.com

REPORTING PROCESS





1. Work Order
2. Confirmation
3. Kit Order
4. Sample Collection
5. Analysis
6. Reporting & Invoicing




2

WORK ORDER







1. System ID
2. Quantity/Test
3. Signature
4. Payment Documentation



3

CONFIRMATION

4


KIT ORDER






5

SAMPLE COLLECTION



1. Overspill
2. Cross Contamination
3. Temperature
4. Broken Containers
5. Holding Time



6

ANALYSIS



- 1. Matrix Issues
 - 2. Instrumentation Issues
 - 3. Cross Contamination
- ...reporting delays

ANALYSIS



Project	Folker	Order #	Client ID	Analyte	Sample ID	Date	Result	Units	MCL	Warning
ENTRY-POINT	556444	201603160640	CNMI-DEQ	Gross Alpha - adjusted error		42439	17	pCi/L	10	Trigger
ENTRY-POINT	556444	201603160665	CNMI-DEQ	Diethylhexylphthalate		42439	2	ug/L	6	
ENTRY-POINT	556444	201603160665	CNMI-DEQ	Chromium, Total		42439	125	ug/L	100	MCL Exceedance

REPORTING



REPORTING



REPORTING



REPORTING



REPORTING



Item	Value	Unit
...

REPORTING



Item	Value	Unit
...

THANK YOU



Questions?

Rick Zimmer

rickzimmer@eurofinsus.com